


2012



Contents

Contents	2
Introduction.....	4
Mission.....	4
Greetings from the Camp Director	4
Legacy of Boy Scout Camping.....	4
Camp Specifics	5
<i>Mailing Address</i>	5
<i>Emergency Telephone Number</i>	5
<i>Camp Headquarters Hours</i>	5
<i>Camp Leadership</i>	5
Camp Programs.....	6
Overview.....	6
Aquatics	6
Field Sports.....	6
Outdoor Skills (Scoutcraft).....	6
Shooting Sports.....	7
Registration.....	9
Webelos Camp Fees.....	9
Adult Leader Fees.....	9
Refund Policy	9
Online Registration.....	10
Arrival and Departure	11
Check-in.....	11
Swim Tests, Medical Re-checks and Medical Forms.....	11
Check-Out.....	12
Daily Schedule	13
Day 1.....	13
Days 2 & 3	13
Day 4.....	13
Meals.....	14
Trading Post.....	14
Helpful Hints for Leaders	15
Overview.....	15
Uniforming.....	15
Guests.....	15
Camper Equipment Checklist – What to Bring	16
Cub Scout Uniform.....	16
<i>Camp Uniform (used daily-3 days)</i>	16
<i>Necessary Equipment</i>	16
<i>Optional Equipment</i>	16
<i>NOT SUGGESTED</i>	16
<i>DO NOT BRING</i>	16

Unit Equipment Checklist – What to Bring.....	17
<i>Necessary Equipment</i>	17
Health and Safety Procedures	18
Camp Community.....	19
Code of Conduct.....	20
Medical Response Procedures	20
Medical Insurance.....	20
Texas Youth Camp Safety Act compliance.....	21
Appendix.....	23
Appendix 3 – Sample Code of Conduct	25
Appendix 4 – 2012 Camp James Ray Program at a Glance	26
<i>Mission</i>	26
<i>Adult Training Sessions Offered</i>	26
Appendix 5 – Requirements for Baden-Powell Pack Award	27
Appendix 6 – Adult Leader Camp Checklist.....	28
<i>Purpose</i>	28
<i>Reservations and Fees</i>	28
<i>Health and Safety</i>	28
<i>Program Scheduling and Participation</i>	28



Introduction

Mission

Our summer camp mission is to strengthen the unit program by delivering high-quality programs and stellar customer service for the units, Scouts, Scouters and Venturer who choose to come to James Ray Scout Reservation.

Greetings from the Camp Director

We are proud to deliver both an innovative Webelos Residents Camp and traditional Boy Scout camp experience to focus on the fundamental skills that have made scouting the successful program that it has been for 100 years. It is a high-quality program designed to strengthen the year-round unit program. Scouts will spend their days wandering through the oak, hickory and Texas cedar tree habitats, hiking around views of Lake Texoma, and discovering their place in the natural world. The outstanding James Ray staff has built a solid reputation on providing an exciting experience that every boy will remember. Whether it's shooting targets at the Archery and BB Ranges, jetting down the water slide or practicing swimming skills at the Sanford Aquatics Center, learning conservation skills at the Nature center, or row boating and canoeing on Lake Texoma, Webelos will never forget the fun and experience they gained at James Ray.

The James Ray Scout Reservation staff strives to help make the dreams of Scouts and volunteers a reality. We look forward to being a valuable resource to helping your unit to succeed.

Harold Young– Camp Director

Legacy of Boy Scout Camping

We have a rich tradition of Webelos and Boy Scout camping along this portion of the Red River. During the 1985-1988 camping seasons, this camp was selected as the pilot camp for the old BSA South Central Region to test the Webelos Resident Camp concept. Many of the traditions developed during that pilot project are alive and well today! Come join us at Camp James Ray to keep the camping spirit alive!!

1929 - Grayson Council Camp, Grayson County Council, BSA

1930-35 - Camp Armstrong, Red River Valley Council, BSA

1936-48 - Grayson/Texoma Scout Camp, Red River Valley Council, BSA

1949-77 - Camp Texoma, Circle Ten Council, BSA

1949-51 - Texoma Scout Camp, Sherman Area Council, BSA

1952-93 - Camp Grayson, Texoma Valley Council, BSA

1994-99 - Camp Grayson, Circle Ten Council, BSA

2000-2009 - James Ray Scout Reservation, Circle Ten Council, BSA

All of this camping has taken place within 1000 yards of our current campsites.

Camp Specifics

James Ray Scout Reservation is located on the banks of beautiful Lake Texoma near Pottsboro, Texas, on the Texas-Oklahoma border. From Dallas, take US 75 north to exit 69 (FM 120); turn west and follow FM 120 to Pottsboro. At the stop sign, proceed straight west on FM 996. Follow FM 996 approximately 4 miles as it curves north past the church on the right. About 1/2 mile past the church, take Locust Road left. Proceed to Locust Grocery, and turn right at the stop sign onto Mill Creek Road. Follow Mill Creek Road past Locust Cemetery and All Saints Camp until you come to the intersection of Mill Creek Road and Mill Creek Resort Road. The James Ray Scout Reservation entrance is on the right just past Mill Creek Resort Road.

Mailing Address

(Please mail letters no later than the day before the boy is scheduled to arrive at camp to ensure arrival and delivery during the time he will be at camp):

Camp James Ray
Scout's Name/ Pack Number
71 Camp James Ray Road
Pottsboro, Texas 75076

Emergency Telephone Number

CAMP JAMES RAY: (903) 786-2591 (Ranger's Office – available all year)
Please, the camp telephone number is for medical and family *emergencies only*. Parents are asked to use this number only for emergencies. Camp James Ray is not equipped with a paging system. If a parent calls with a non-emergency, that message will be communicated at the next meal.

CIRCLE TEN COUNCIL SERVICE CENTERS:

Dallas: (214) 902-6700
Fairview: (214) 509-2100

Camp Headquarters Hours

Telephone number	903-786-2591 (Office operates in June 3 – July 8)
Sunday:	1:00 PM - 5:30 PM
Monday-Friday:	9:00 AM - 11:00 AM and 2:00 PM - 5:00 PM
Saturday:	9:00 AM - Noon

Camp Leadership

Camp Director:	Mr. Harold Young (harold.young@scouting.org)
Program Director:	Dr. Wade Graves (wade.graves@gmail.com)
Business Manager:	Mr. Eric Williamson (eric.williamason@scouting.org)
Camp Ranger	Mr. David Carson (dcarson@bsamail.org)

Camp Programs

Overview

James Ray Scout Reservation offers a wide variety of fun and challenging programs for your units. Webelos will have the opportunity to meet new people and have a great Adventure that will help them on their trail in Scouting. The camp has eight program areas that are staffed by fellow Scouts who are eager to teach. The program areas include:

- Aquatics (boating on Lake Texoma and swimming at the Sanford Aquatics Center)
- Field Sports
- Archery
- Outdoor Skills
- Shooting Sports
- Training

While at camp, Webelos are encouraged to participate in a variety of special programs. These special opportunities offer Scouts the following recognition:

- Baden-Powell
- Special “Mystery”
Event/Activity
(you’ll like it!)

Aquatics

With both the Sanford Aquatics Center (pool) and the Lake Texoma waterfront, James Ray Scout Reservation offers a full array of age-appropriate aquatic activities. Canoeing, rowing, and swimming will challenge your Venturer with an exciting, diversified aquatics program.

All of the aquatic programs require that Webelos be strong swimmers and in good physical condition. National BSA Rules require classification as a “Swimmer” by completing the BSA Swim test before a Webelos can participate in any Water activities:

Field Sports

With the construction of our new dining hall and the relocation of the Handicrafts area to the old Kiamichi campsite, we are able to re-open the Field Sports program area in 2009. Scouts will be able to get a jump start on the Athlete and Sportsman activity pins in this area. Webelos doing Roller Skating will be required to provide their own skates (roller or in-line), knee and elbow pads, and safety helmet (bicycle helmet is fine).

Outdoor Skills (Scoutcraft)

The Outdoor Skills (Scoutcraft) program area is the headquarters for Map and Compass learning. This is where the skills are taught that ready Scouts to “Be Prepared” to do those things that make Scouts confident and dependable in an emergency. Come participate and sharpen those Scout skills.

Shooting Sports

Archery and BB's are offered in this area.

Training

We hope that your adult leaders will take advantage of some of the training opportunities that will be made available to them throughout the time in camp:

Safety Afloat and Safe Swim Defense
Leave No Trace Outdoor Ethics Awareness Training

By taking advantage of this training, a newly-registered leader can become a fully-trained leader by the end of the session—at no additional charge!

Online Registration: In an effort to make your summer camp experience less hectic and more enjoyable, each camp will require pre-scheduling of your Scouts' Activity pins and program activities. Please refer to the section labeled "Online Registration" for the details and pre-scheduling deadlines.

Problems or Concerns: While at camp, if you observe an issue, such as a change and/or deletion of a requirement in a Activity pins session, please report it immediately to the Program Director so that it can be resolved while at camp.

Adult Leader Feedback: The Council Advancement Committee re-evaluates the Summer Camp Advancement Program at the end of each season to best determine how to make improvements. Your input is a valuable resource in accomplishing that goal. We need you to talk to us! Please complete the Leader Evaluation Form prior to departing camp. We want to hear from you about our successes and our challenges.

Day 1: Welcome to Camp! Swim Check and Camp Set -up.

Day 2: Activities and Free Time

Day 3: Special Event for Webelos 2 Scouts & Annual Adult Leader Sailboat Regatta

Daily Activities: Webelos are encouraged to participate in Horseshoes, Tether ball, Washers, and the Special Mystery Event during their stay at camp.

Strengthening the Unit Program

The program at Camp James Ray also includes several awards and recognitions designed to enhance and strengthen the pack and den program. Units may perform a camp service project; earn the Order of the Arrow Camp Attendance Ribbon, the Baden-Powell Pack Award, and the Camp James Ray "A" Flag. All packs are encouraged to hold their own flag ceremonies before breakfast and after dinner in their campsite, in addition to participating in the camp-wide flag ceremonies each morning

and evening. Dens are also encouraged to develop a skit or song and volunteer to perform or lead it during their stay at camp. This will promote fellowship and allow the Scouts to develop and participate in a skit or song.



Registration

Webelos Resident Camp Fees

The camp fee for 2012 Webelos Resident Camp is \$125 before May 16th.

Payments mailed with a postmark of the due date are considered on-time payments. Note that payments may also be made in person at the Circle Ten Council Reservation Desk, the Bobby Lyle/Billy Gamble Scouting Center in Fairview, Texas.

Adult Leader Fees

BSA policy requires that at least two adult leaders accompany each pack to summer camp. One leader must be at least 21 years of age. Other leaders must be at least 18 years of age. Circle Ten Council encourages adult leader participation by offering the opportunity for adult leaders to attend free of charge as follows:

One leader attends free per PACK if the pack sends 5 Webelos.

The fee for leaders is \$65 per person.

Refund Policy

The \$100 per pack deposit fee is part of the total camp fee and is not refundable or transferable. Up to one week before scheduled arrival at camp, a refund of 85% will be made if a Scout must cancel after he has paid his full fee. A refund of 60% will be made for cancellation made between two and seven days before arrival date. A refund of 25% will be made for cancellation less than 48 hours before camp and up to the scheduled day of arrival. To qualify for a refund the changes must be made using the online registration system and a request must be made by the pack in writing and e-mailed or mailed to the finance office at Circle Ten Council, 8605 Harry Hines Blvd., Dallas, TX 75235-3014, before your pack arrives at camp – attention Lynette Hendricks (lhendric@bsamail.org). All refund checks are made payable to the pack (not an individual).

No refunds will be given to a Scout who has not cancelled his reservation in writing prior to the pack's week at camp. Refund checks will be made payable to the pack (not the individual). Requests for exceptions to this policy must be addressed to Lynette Hendricks (lhendric@bsamail.org). All refunds must be requested in writing before August 1, 2012.

Camp Leader Meeting Schedule

We will hold **TWO** Camp Leader meetings this year. Please plan to attend one of these sessions:

April 26, 2012, Fairview Office Fairview, Texas 7 P.M.

May 3, 2012, Dallas Scout Service Center 7 P.M.

Online Registration

Please Visit <https://circle10.camp-master.com/ulShopping.aspx?id=84> for online payments.



Arrival and Departure

Check-in

Please make sure that your unit brings the following for check-in (due to limited copy paper and ink, no copies can be made at camp):

- A complete camp roster of Scouts and adults showing name, address, home and emergency phone numbers. Entering and updating contact information in CampMaster will streamline this process.
- Please bring with you all of your Financial Records.
- Complete Annual Health and Medical Record for all Scouts and adults attending camp. The full physical is required for all Scouts and adults attending camp (Parts A, B and C of the new health form). All medical forms will be returned to the Leader on the last morning of camp. Shots must be dated with month, day, year, or official shot records must be attached to the medical forms.
- LDS units Insurance Claim Forms
- Non-Circle Ten Council Insurance Claim Forms
- For every adult attending camp, the following forms must be turned in upon arrival:
 - Copy of the Sexual Offender database check.
 - Copy of a valid online Youth Protection certification card. (training valid for two years)
 - Copy of Weather Hazard Training certificate.If any of these forms are missing, the adult will not be allowed to remain at camp overnight.

Camp check-in occurs between 1:00 PM and 4:00 PM on the afternoon of your arrival day. When you first arrive at camp, a camp staff member, who will serve as your Staff Guide for the orientation period, will meet your Pack at the Fry Center (located at the north end of the parking lot) to begin the check-in process and prepare your den for medical re-checks, swim checks, and a tour of camp. One adult leader is responsible for checking in the pack/den at Camp Headquarters. NOTE: To ensure safety, only one vehicle per unit will be allowed into the campsite to deliver gear.

Although the camp needs an immediate head count for meals on arrival, Cubmasters and Webelos Den Leaders are free to take their time and settle-up on fees by 8:00 PM Sunday night. After a brief visit with the Camp Director, this will allow you to immediately head to your campsite with your Staff Guide. After you and your Staff Guide inspect camp-supplied equipment for damage, your Webelos Den can begin to set up your site, take the swim check, go on your tour, and complete medical re-checks. Please take the time to note any damaged equipment so that it may be repaired or replaced and your pack won't be charged at the end of your stay at camp—Webelos Dens must pay for any equipment they damage.

The Camp Director reserves the right to adjust campsite assignments.

Swim Tests, Medical Re-checks and Medical Forms

Swim Tests: Swimming in the pool and boating on Lake Texoma are two of the most enjoyable activities at James Ray Scout Reservation. Safety is our number-one priority, and we have established some simple guidelines to ensure a safe stay. Any Scout or leader who wishes to participate in aquatic activities must have completed the BSA swim test.

- Units can take the BSA swim test before arriving to camp by certified members of the Circle Ten Council Aquatics staff. The camp adult leader must present a completed swim test roster signed

by Council-approved testing personnel to the Aquatics Director to receive swimming ability “buddy” tags for waterfront and pool activities.

- When swim tests are conducted prior to camp, the camp Aquatics Director reserves the right to review or retest any/all participants to ensure that standards have been maintained.

Medical Re-checks and Medical Forms: All Scouts and leaders attending camp must have completed a BSA medical form 34605 before attending camp. The form is available at <http://www.scouting.org/scoutsource/HealthandSafety/ahmr.aspx> All medical forms will be returned to the pack at the end of your week in camp. Shots must be dated with month, day, year, or official shot records must be attached to the medical forms. Valid (unexpired) copies of previous editions of the official BSA medical form and the Philmont medical form will also be accepted.

As part of your camp tour, leaders and campers will visit with the Camp Medic for a brief medical re-check. The purpose of this re-check is not to conduct a second physical, but to make the Medic aware of any potential health problems, personal medications, or concerns that a camper or leader may have.

Check-Out

Breakfast will be served at 7:30 AM on the day of departure. After breakfast, Scouts are to return to their campsites to pack and clean up. All of the Program Area Directors will be available inside the Dining Hall after breakfast to answer any questions that unit leaders might have concerning activity badge or belt loop/pin advancement reports. Please take advantage of this service, so we can solve any problems before your unit leaves camp.

A camp staff member will visit your campsite to inspect it with the leader. Remember that all camp equipment that was borrowed must be returned to the Quartermaster before your unit will be cleared to leave. Once you have been cleared, take your clearance form and the Camp Evaluation Form to the office. Camp patches and any remaining material will be issued when you check out at the Headquarters building. Remember, to ensure safety, only one vehicle per unit will be allowed into the campsite to pick up gear. Gates will open at 6:45 AM to start packing your vehicles.



Daily Schedule

Day 1

1:00 PM -4:00 PMCheck-in, Camp Tour, Medical Re-checks, Swim Checks
5:45.....Table Waiter Call
6:05Gathering and Flag Ceremony
6:15Dinner
8:30Opening Campfire
10:00Taps (Everyone in their tents with lights out)

Days 2 & 3

6:30 AM.....Reveille
7:45 AM.....Table Waiter Call
7:50Gathering and Flag Ceremony
8:00Breakfast
9:00-9:50.....Session I
10:00-10:50.....Session II
11:00-11:50.....Session III
12:00 noonTable Waiter Call
12:15 PM.....Lunch
12:50Daily Leaders Meeting
1:00-1:50.....Camp Quiet Hour (“shoes-off time”)
2:00-2:50.....Session IV
3:00-3:50.....Session V
4:00-4:50.....Session VI
4:00-5:30.....Open areas (handicraft, waterfront, shooting sports, pool)
6:00Table Waiter Call
6:05Gathering and Flag Ceremony
6:15Dinner
7:30Evening Activity
10:00Call to Quarters (everyone in your campsite – get ready for bed)
10:30 PM.....Taps (please be considerate of your neighbors)

Day 4

7:15 AM.....Table Waiter Call
7:20Gathering and Flag Ceremony
7:30Breakfast
8:15Water Front Activities
11:00 AM.....Clean Camp and Check-out

Meals

Meals in the James Ray dining hall can be one of the most lively and entertaining times of the day. Meals are prepared by a professional food service company. The menus have been designed to appeal to Scouts and teenagers, while providing all of the calories and nutrients a camper needs. Most meals are served family-style.

Meal Schedule: Breakfast - 8:00 AM • Lunch - 12:15 PM • Dinner: - 6:15 PM

Each registered camper and leader will be issued a colored wristband for the week which will serve as the meal ticket. If a Scout or leader does not have his/her wristband on, he/she will not be served a meal.

Guest meals may be purchased at the Trading Post for \$6 per meal.

Each Pack will provide two waiters per table. This Scout is responsible for set-up before the meal and clean-up after the meal. Units will not be served until their waiter has set their table or has cleaned-up. Packs or Dens are encouraged to send one adult to supervise the Scout and assist where needed.

The first meal of each session is always the busiest. This meal will require the table waiters to arrive 30 minutes early at 5:45 PM. The other meals during the week will require the table waiter to arrive 15 minutes prior to mealtime.

Scouts and leaders are asked to refrain from wearing non-religious headgear or bathing suits in the dining hall.

Trading Post

Camp James Ray has a great Trading Post! Scouts and leaders will find camp souvenirs, Scout supplies, and refreshments. The Trading Post also doubles as our post office. Scouts and leaders can drop and pick-up mail at the Trading Post during business hours. Units may pre-order a special T-shirt before camp. Orders must be placed before May 16t. 2012 in order to receive them before camp opens. We recommend approximately \$30 per person for spending money.



Helpful Hints for Leaders

Overview

The James Ray Scout Reservation staff appreciates all of the adults who take time off from their busy schedules to make their pack's stay at camp possible. The philosophy of Webelos Resident camping is that leaders are an important resource in the delivery of the camp program. Just as any pack works with parents to deliver their pack's program the other 51 weeks of the year, the James Ray staff needs the support of the leaders in camp to deliver the best quality program for your Webelos. Leaders are welcome and encouraged to spend time with their Webelos at the various program areas. However, if there ever comes a time when you want to take a break, James Ray Scout Reservation is prepared to offer you a variety of programs.

Some leaders are as interested in gaining skills and sharing knowledge at camp as their Scouts. Based upon feedback obtained last year, adult training classes such as This is Scouting, Cub Scout Leader-Specific Training, and Leave No Trace awareness will be offered this year.

Packs must provide a minimum of two adult leaders, one of whom must be at least 21 years of age and registered with the pack. The assistant must be at least 18 years old. Two adult leaders must be with their pack 24 hours a day. It is required that all adult leaders be certified in youth protection. Youth Protection Training is available online at <http://www.myscouting.org/>. Additionally, at least one leader must have completed Weather Hazard Awareness training. We recommend all leaders complete this course.

First Day Orientation: All Scouts and leaders should report to formal retreat and supper in full field uniform. Immediately after dinner, a program orientation meeting will be conducted for all leaders. Having a representative at this meeting will answer many questions, provide an opportunity for fellowship, and set the stage for a great Webelos Resident camp! Schedule changes can be made immediately following this meeting.

Uniforming

Scouting has always been a uniformed organization, and the James Ray Staff takes great pride in presenting the image of Scouting by wearing the uniform properly. Camp shirts and hats are available in the James Ray Trading Post.

Scouts, leaders, and staff should wear their complete official BSA Field uniform to formal retreat and dinner. Scout shorts with camp or pack T-shirt or BSA shirt is acceptable for breakfast and during the program day.

Guests

Parents and family are welcome to visit packs while they are in camp and may dine with them at the dining hall. All persons entering camp must check-in with Camp Headquarters immediately upon arrival and check-out at the time of departure. Guests, please inform the Business Manager of your intention to eat at the Dining Hall. Meal fees per guest are as follows and are payable to the Business Manager at Camp Headquarters:

Breakfast - \$6 • Lunch - \$6 • Dinner - \$6

Camper Equipment Checklist – What to Bring

We suggest that each item of clothing and equipment is labeled with the Scout's name, address, and pack number. This will be helpful in returning lost items to their owners.

Cub Scout Uniform

- Official shirt
- Official shorts/long pants
- Scout belt
- Scout socks (2 pair)
- Scout hat (if part of pack uniform)

Camp Uniform (used daily-3 days)

- Camp or pack T-Shirts
- Handkerchief or bandana
- Socks (3-5 pair)
- Sweater or jacket
- Swim trunks
- Raincoat or poncho
- Underwear
- Hiking shoes and tennis shoes (closed-toe)

Necessary Equipment

- Bath towel and soap with dish
- Shower shoes (closed-toe)
- Toothbrush and toothpaste
- Comb or brush
- Drinking cup
- Water bottle/canteen
- Sleeping bag or 3 blankets and pillow
- Cot or sleeping pad (cots are NOT available at camp)
- Sleepwear
- Flashlight (extra batteries)
- Bible or prayer book
- Webelos Scout Handbook
- Small backpack (book bag)
- Notebook paper and pencil or pen
- Jeans (long pants)
- Insect repellent (non-aerosol)
- Hat or cap
- Sunscreen
- COMPLETED Annual Health and Medical Record (34605)

Optional Equipment

- Wristwatch
- Sunglasses
- Personal first aid kit
- Musical instrument
- Sewing kit
- Camera
- Binoculars
- Clothes line (and clothes pins)
- Mosquito netting
- Work gloves
- Battery operated fan
- Envelopes, paper, and stamps (don't forget to write home)
- Mask, fins, snorkel (for Aquanaut)
- Fishing pole and tackle (license if 17 or older)
- Roller skates or in-line skates, elbow & knee pads, and helmet for Skating Belt Loop
- Spending money (approximately \$30 recommended)

NOT SUGGESTED

- Cell phone
- MP3 player
- Other Electronic Devices
- Collections of Value
- Other valuables

DO NOT BRING


- Fireworks
- Firearms
- Valuables
- Alcohol or drugs
- Generators
- Sheath knife
- Pets

Unit Equipment Checklist – What to Bring

We suggest that each pack bring these items to camp. Please label each item with your pack number. This will be helpful in returning lost items to the pack.

Necessary Equipment

- US Flag
- Pack Flag
- Den Flags
- Pack Library/reference books
- Pack First Aid Kit
- Pack/Den bulletin board
- 50' rope (for construction of a “solar powered” clothes dryer)
- Secure (lockable) storage bin



Health and Safety Procedures

Alcohol, Illegal Drugs, Controlled Substances: The consumption, possession or use of alcohol, illegal drugs, or controlled substances is not permitted. Violators will be asked to leave camp. Additional actions may be taken, including notification of local law enforcement officials.

Camp Certification: Camp James Ray is inspected each year by the county and state health departments along with an inspection by the Boy Scouts of America. All areas of the camp met or exceeded standards for facilities, health and safety, and program. The camp is licensed to operate by the State of Texas.

Camp Curfew: No Scout may be out of his campsite after 10:30 PM, unless accompanied by an adult or have authorization from the Program Director or Camp Director to participate in an activity.

Camp Emergencies: Only the Camp Director or the Camp Ranger can declare an emergency in camp. This could include, but is not limited to, thunderstorms, tornados, lost camper, or other camp-wide emergency. To report an emergency, a leader should contact the nearest staff

member who will notify the Camp Director or Camp Ranger.

Firearms, Ammunition, Fireworks, Bows and Arrows: Personal firearms of any type (including rifles, shotguns, handguns, BB/paintball/air soft guns, black powder, cannons, potato/tennis ball bazookas, catapults, pigmy dart blow guns, bows, arrows, sling shots, etc.), laser pointers, ammunition, and fireworks are not allowed in camp.

Fires, Liquid and Propane Fuels: Fires are to be built only in designated areas and under proper supervision. Liquid or propane fuels are to be used only under adult supervision. Liquid fuel must be stored in approved containers and, along with propane cylinders, must be stored under lock and key. Under NO circumstance is any quantity of fuel to be stored in the campsite. Empty cylinders and cans must be given to the Camp Director for disposal. BSA policy prohibits the use of open flames in tents. This includes mosquito coils, catalytic heaters, gas lanterns, stoves, candles, and smoking material. This also includes cigarette smoking. Liquid fuels of any type cannot be used to start fires.

Guest identification: During the course of the week, it is expected that new leaders,

family members, and program guests will visit camp to share in the adventure. All guests must check in at Camp Headquarters to register and receive a camp wristband. Anyone without a wristband will be asked to immediately report to the Camp Director or Camp Ranger.

Health Lodge: The Health Lodge is staffed by a medical professional and is available for camp emergencies. Leaders must conduct their own first aid in camp, just as if you were on a weekend camping trip. Please do not use the Health Lodge for minor injuries such as scrapes, splinters, or bug bites. In the event of a medical emergency such as broken bones, sprains, deep cuts or sickness, please send the affected Scout to the Health Lodge with a buddy and/or leader. **DO NOT LEAVE THE CAMP WITH A MEDICAL EMERGENCY WITHOUT HAVING SOMEONE CHECK-IN WITH THE HEALTH LODGE OR CAMP DIRECTOR.**

Inclement Weather: Be assured that our biggest concern is the safety of our campers and staff. Should severe weather threaten camp, we will take the appropriate steps to ensure your son's safety.

Personal boats at camp: Please leave all personal water craft at home. If you own a row boat, please call the program director before camp.

Personal Possessions: Camp is an outdoor experience. Personal items such as cell phones, MP3 players, CD players, radios, televisions, electronic games, etc. are not appropriate for an outdoor experience. Circle Ten Council strongly discourages bringing them to camp. In all cases, personal valuables (watches, wallets, and money) should not be left out in the open at camp. Nothing should be brought to camp that cannot be replaced. It is impossible to provide security for these items. It is recommended that each unit bring a lockable storage container to secure valuables while not in the campsite. **CIRCLE TEN COUNCIL IS NOT RESPONSIBLE FOR ANY LOST, STOLEN, OR BROKEN ITEMS.**

Tobacco: Smoking or the use of any tobacco product is not permitted in the presence of youth members at any Circle Ten Council

camp. Smoking or use of tobacco in or around buildings or around Camp Program Areas is **PROHIBITED.**

Transportation: The pack must make arrangements for safe transportation of your Scouts to and from camp. Seat belts are required for all occupants of motor vehicles. The beds of trucks or trailers must never be used for carrying passengers.

Vehicles in camp: Council policy requires that all leaders and visitors vehicles be parked in the camp parking lot during camp. One vehicle may be designated, if you desire, to carry gear to your campsite after you check-in. After unloading, it must be promptly returned to the parking area. Packs may leave one unattached equipment trailer at their campsite. No personal vehicles are permitted in camp past 5:30 PM on Sunday afternoon. Persons with physical disabilities will be accommodated on an individual basis.

Camp Community

Just being at summer camp is valuable to a Scout. The experience of working and playing with other Scouts teaches life lessons and develops life-long friendships. Keeping this in mind, it is important not to schedule so many activities

that the Scout won't have the time to enjoy himself at camp. Time spent with his patrol or pack learning new skills, teaching others, or just having fun is probably the most important time he will spend at camp.

Each boy becomes a Scout citizen when he arrives at camp with rights, privileges and responsibilities. The Scout Oath and Scout Law are the foundation of the camp experience. Scouts and leaders alike are charged to live up to the high standards of the Oath and Law. We all have the ability to serve as a powerful example of what Scouting is about. By living up to these standards, we will ensure that all Scouts and leaders will leave camp with a rich experience and many memories.

The administration of the summer camp experience at Circle Ten Council Summer camps is provided to every Scout and leader regardless of race, sex, color, national origin, age, political belief, religion, or disability. If you believe you have been discriminated against, contact the Camp Director or Mr. Pat Currie at Circle Ten Council Service Center (214) 902-6700 immediately. You may also contact:
Civil Rights Department

701 West 51 Street Austin,
TX 78751 Mail Code E-609

(512) 450-3630 – voice

(512) 450-4313 – TDD

(512) 450-4748 – fax

Code of Conduct

Scouts, adults, and staff are expected to follow and adhere to the Scout Oath and Scout Law at all times.

Packs are encouraged to use the sample Code of Conduct found in the Appendix.

Medical Response Procedures

Physical exams: Each Scout and adult leader attending camp must bring to camp a current completed Annual Health and Medical Record form 34605

(www.scouting.org/filestore/pdf/34605_Letter.pdf). In compliance with Texas Department of Health Regulations, all health forms will be returned at the end of camp. Shots must be dated with month, day, year, or official shot records must be attached to the medical forms. We will accept photocopies.

Scouts and leaders are given a medical re-check upon arrival in camp by the camp medical officer, but no medical examinations can be given at camp.

A first aid station is located at camp and staffed by

persons trained to handle minor accidents and illnesses. Special arrangements for treatment of more serious cases have been made with physicians and the hospital nearest the camp.

Trips to hospitals and doctors' offices from camp:

Campers who are requiring the attention of a doctor or the services of a hospital:

- Except for emergencies, it is the responsibility of the unit leadership to provide transportation for unit member(s) requiring services from a doctor or hospital.
- YOU MUST CHECK OUT OF CAMP.
- Youth protection guidelines must be followed when transporting the unit member(s) to the doctor or hospital. Remember to take the insurance forms with you for completion at the doctor or hospital. You may obtain your Scout's health record from the Health Lodge before going to the doctor or hospital.
- The adult leader must be prepared to pay for any prescription that the doctor may prescribe for the patient. Circle Ten Council will not pay for prescriptions.
- The Camp Director will work with you to notify the parents in the event

of any serious illness or injury. If parents will not be at home during the week of camp, have them advise you how they may be contacted, including phone numbers.

- Directions to doctor's offices and hospitals are available at the Health Lodge.

Medical Insurance

Non-LDS Circle Ten Council-registered Scouts and Scouters are covered by Circle Ten Council insurance.

LDS-chartered Circle Ten Council packs need to bring their insurance claim forms to Camp Headquarters.

Out-of-council units must provide proof of insurance (you need to bring 2 insurance claim forms to Camp Headquarters when you arrive at camp).

Parents attending camp must be registered as adult members of their pack in order to be covered by insurance.

Non-duplication provisions: When emergency room or extended treatment of hospital care is involved, benefits in excess of the first \$300 will be payable only for the expenses shown previously, which are not recoverable under any other policy or service contract. If

no other collectible insurance is available, this non-duplication provision will not apply. This means the personal insurance carried on the Scout or Scouter is responsible for payment of charges above \$300 and to its limits. The HSR Accident and Sickness Insurance will pay up to \$6,000 after the personal insurance has reached its limits or if there is no insurance on the Scout or Scouter.

Policy on insurance claims:

It is necessary for all accidents, illness, or tick bites to be reported to the Health Lodge. Claims for treatments must be filed with HSR Insurance Company by the parents or guardian. Medical expenses incurred after leaving camp, due to an accident or illness first manifested while at camps must be submitted immediately to the HSR Insurance Company. Information on coverage and claim forms is available online at: <http://www.scouting.org/for.ms.aspx> This supplemental insurance protection begins when the camper leaves home and ends upon his return home from camp. Dental: The policy only covers dental bills for broken teeth resulting from an accident at camp. All other dental bills must be paid by parents.

Texas Youth Camp Safety Act compliance

All camp staff members will be registered members of the Boy Scouts of America. A camp staff member is defined as any person, regardless of age, who serves under the direction of a Camp Director in the operation of a youth camp (this includes all unit leaders and parents who attend any day camp, twilight camp or resident camp). Before the above-listed individuals have in-camp contact with youth, documentation must be in the hands of Camp Administration. We recommend that this be done at least two weeks prior to the opening of day camps or upon arrival to the Camp Business Office for all resident camps.

The following adult leader documents must be on file at camp and available for inspection:

1. Completed BSA Adult Leader Application (Reference section does NOT need to be filled out. Questions DO need to be answered.)
2. Youth Protection Online Training Completion Certification
3. Copy of Sexual Offender database check

Adult applications are available online at <http://www.scouting.org/for.ms.aspx>. Please ensure that the adult application is complete in its entirety. Do not overlook any area of the application. In addition to name and address information, each of the questions must be answered and then signed and dated by the applicant. No other signatures are required for the purpose of fulfilling the state requirements.

All unit leaders must successfully complete the Boy Scouts of America's online Youth Protection Training before they can have contact with campers at a youth camp. The training course is available at: <http://www.myscouting.org>. These documents are retained and not returned to the individual as they depart camp.

To obtain a Sexual Offender database check at no charge, the individual should go to the Texas Department of Public Safety Criminal Records Service website at: https://records.txdps.state.tx.us/DPS_WEB/SorNew/index.aspx. Enter the Sex Offender database by clicking the NAME link under Sex Offender Searches. Search using first name, last name and date of birth. Print out the results. You may print by highlighting the results

page, FILE, PRINT, check SELECTION box and then PRINT. Print one copy and then attach to the Adult Application. Since these documents contain sensitive information, they will be secured in a locked file on site.



Appendix

1. Documents Available Online
2. Code of Conduct Form
3. Camp James Ray Program at a Glance
4. Requirements for Baden-Powell Pack Award
5. Adult Leader Webelos Camp Checklist
6. Suggested Agenda for Pack Webelos Camp Orientation
7. Importing Scout Records from PackMaster™



Appendix 1 – Documents Available Online


- 2012 Campsite
Reservation form
(<http://www.circle10.org/>)
- BSA Adult
Registration Form
(for Youth
Protection) available
online at
<http://www.scouting.org/forms.aspx>.
- Annual Health and
Medical Record
Form 34605
available online at
<http://www.scouting.org/forms.aspx>
- James Ray Scout
Reservation Map
available online at
<http://www.texomavalley.org/tvdfiles/maps/jamesraymap.pdf>

Appendix 2 –
Sample Code of
Conduct

1. Observe the Scout Oath and the Scout Law during my time at camp.
2. Wear my official Scout uniform and camp identification throughout the week. Wear appropriate clothing and footwear to participate in aquatics, sports, and camp programs.
3. Actively participate in my Activity pins sessions and programs and den and pack activities.
4. Be personally responsible for breakage, damage, or loss of property.
5. Observe quiet hours and lights out.
6. Keep my tent clean, gear organized, and dispose of trash in the proper place.
7. Observe all rules regarding the use of the swimming pool, shooting ranges, fire rings, and all other camp facilities.
8. Follow the Boy Scouts of America’s policy on smoking and observe

all camp NO-SMOKING restrictions.

9. Understand that the purchase, possession, or consumption of alcoholic beverages or illicit drugs at the camp will not be permitted and will result in immediate dismissal from camp. This standard shall apply to all youth and adult participants. Compliance with state law and BSA policies will apply at all times.
10. Comply with federal, state and city laws and BSA policies, including those which prohibit the use of fireworks, firearms, and gambling. Infraction of these laws and regulations will be cause for immediate dismissal from camp.
11. Comply with the Circle Ten Council rule prohibiting the use of private vehicles in camp without permission from camp leadership.
12. At all times, be the considerate guest of Camp James Ray.



Signature of Scout

Signature of Parent or C

Appendix 3 – 2009
Camp James Ray
Program at a
Glance

Mission

It is our summer camp mission to strengthen the unit program by delivering high-quality programs and

stellar customer service for the units, Scouts, and Scouters who choose to come to James Ray Scout Reservation.

Adult Training Sessions Offered

- Leave No Trace Outdoor Ethics Awareness
- Cub Scout Leader-Specific Training
- This is Scouting



Appendix 4 – Requirements for Baden-Powell Pack Award

1. Demonstrate continuous Scout spirit during the session.
2. The teaching of Scout skills are included in the Pack's program for the session.
3. Planned den and pack programs are posted in camp site on the bulletin board.
4. The Scout Fireguard plan is reviewed by the pack, is posted, and fire protection is available at each tent.
5. Camp site is neat, clean and free from unnecessary hazards; the pack participates in an anti-litter pick-up.
6. Fly the flag of the United States properly in the campsite when the pack is in camp, fly the pack flag if available.
7. Follow the Camp procedures and policies as set forth in the Leader's Guidebook.
11. Cubmaster or other registered adult leader spends the entire session at camp with the pack, and gives continuing leadership to pack activities and advancement.
12. Participate in three camp-wide activities. (Such events as Tournaments, pool party, 2nd Year Webelos special program, etc.)
13. Develop pack/den program to include use of 3 of the following: archery range, rifle range, fishing, hiking, sports, and boating.

Each Pack/Den is to complete 2 of the following 5 projects:

The Pack/Den is to complete 3 of the following 6 projects:

8. Participate in the opening campfire.
9. Select and perform a worthwhile Good Turn or conservation project of camp wide importance, approved by the Program Director.
10. Be coached in Safe Swim Defense and Safety Afloat. Conduct a pack Safe Swim or Open Boating session.
14. Develop and produce a skit or stunt for performance during the session.
15. Plan and carry out conservation project selected by, or originated by Pack members and approved by Camp Ambassador or Camp Ranger.
16. Have and use a Den flag throughout the session.
17. Take a purposeful hike (nature, compass, bee-line, follow-the-stream, etc.).
18. All unit members with Scout uniforms wear the uniform daily for at least Retreat Ceremony, supper, and the evening events, when appropriate.

Appendix 5 – Adult Leader Webelos Camp Checklist

Purpose

To provide a resource to help Adult Leaders organize and prepare for their unit's summer camp experience.

Reservations and Fees

- Send reservation form and \$100 per pack deposit to Council Service Center
- Hold a Webelos camp orientation meeting (suggested agenda in Camp Leader Guide Appendix)
- Collect camp fees and send balance of \$125 per boy and \$65 per adult fee to Council Service Center by May 21st.

Health and Safety

- All boys must complete Annual Health and Medical Record (34605)
- All adults must complete Annual Health and Medical Record (34605)
- Adults must fill out Adult Leader Application
- Adults must complete online Youth Protection
- Adults must complete online background check
- One adult per unit must complete Weather Hazards training online
- Bring all of these items with you to camp and turn in during check in

Program Scheduling and Participation

- Upload or input all youth and adult roster information into CampMaster.
- Schedule youth activity pins and other award/activities.
- Schedule adult training courses.
- Review activity pins and other awards/activities for which Scouts have registered in CampMaster. Check for age-appropriateness, pre-requisites, and additional costs.
- Print preliminary schedules and distribute to Scouts.
- Print master schedules for all adult leaders attending camp and an extra schedule for the unit bulletin board.



Appendix 6 – Suggested Agenda for Webelos Camp Orientation

Webelos camp orientation for boys, parents, and leaders (We recommend this meeting be sometime in May and conducted by the Camp leaders in charge.)

- A. Welcome and purpose of meeting (slide show of last year's camp running before opening)
- B. Travel Information
 - 1. When to meet, what to wear, route, method of transportation
 - 2. What to bring for the trip:
 - a. Annual Health and Medical Record (34605) **updated/ signed and dated each year by parents**). Medical forms should be given to the unit leader (photocopy medical form before signing. Send photocopy with original signature – parents keep original) for review **at least one week prior** to the day the pack leaves for camp. Shot records must include dates of inoculation.
 - b. Gas and/or lunch money, etc.
 - 3. When and where the pack will return.
- C. Schedule at camp
 - 1. Special event for 2nd year Webelos
 - 2. Pool party theme
- D. How parents can reach their sons
 - 1. Mail (details under Introduction; Camp Specifics section of the Camp Leader's Guide)
 - 2. **Emergency** telephone number (please emergency only).-Note: Please remind parents that the camp telephone number is for medical and family emergencies only! Parents are asked to use this number only for emergencies. Circle Ten Camps are not equipped with a paging system. If a parent calls with a non-emergency, that message will be communicated at the next meal.
- E. What to bring to camp (also what not to bring) (details under Helpful Hints for Leaders; Camper Equipment Checklist)
- F. Program Schedule
 - 1. What's available for advancement?
 - 2. What are we doing for fun (hikes, evening programs, games, etc.)?
 - 3. What are we planning for service projects or campsite improvements?
 - 4. Procedure for registering your Scout in CampMaster.
 - 5. Camp Participation Awards the unit is planning to earn.
- G. Expenses to anticipate
 - 1. Extra badge/belt loop/pin costs
 - 2. Items available in the Trading Post and pre-orders
 - 3. Extra program costs (handicraft, archery, etc.)
 - 4. Other miscellaneous items (\$6 for guest meals)
- H. Questions from audience
- I. Slides and pictures from last year
- J. Inspirational closing

Appendix 7 – Importing Scout Records From PackMaster™

Step 1:

- Create an ASCII delimited export file from PackMaster 2009, 2005 or ME.
- Check the "Include field names as the first line of export"
- Enter T for the delimiter
- Select Scout Data
- Select MM/DD/YYYY for date format.

Include the following fields (in any order)

Last Name	Home Country
First Name	Home Zip
Home Address Line 1	Home Phone
Home Address Line 2	Date of Birth
Home City	Current Rank
Home State	

Step 2:

Press the Export button to create the export file

Step 3:

Use the Browse button here to select the export file just created

Step 4:

Press the Continue button to begin import process